

COMFORT
WORKSPACE

www.comfortworkspace.com



MARS GAMING PERFORMANCE

— GENIDIA



**CALL *OF* DUTY
DARE TO** >>>

WIN



About MARS.


**A GAMING
COMPETITION
PERFORMANCE CHAIR**

A chair enhanced with 6 different skills to bring high performance when playing any type of E-Sport games. We've named it - MARS Gaming Competition Performance Chair





FIGHT MODE



BASIC MODE



— 6 UNIQUE SKILLS FOR PC GAMES —



MEDITATIVE MODE

X



SPRAWL MODE




FADEAWAY MODE



IDLE MODE



KILLER SKILL




BASIC MODE



FIGHT MODE

S

I



— 6 UNIQUE SKILLS FOR MOBILE GAMES —



SPRAWL MODE

X



MEDITATIVE MODE



FADEAWAY MODE



IDLE MODE



GENIDIA



PLAY LIKE THE PROS.

05

6 **GENIDIA**
UNIQUE SKILLS FOR **PC GAMES**

BASIC MODE 07
FIGHT MODE 08
MEDITATIVE MODE 09
SPRAWL MODE 10
FADEAWAY MODE 11
IDLE MODE 12



06



EXPLORE THE SKILL



Adjust seat height to make knees to be 90 degree and two feet tread flatly on the ground with ease, then sit on the chair fully



Adjust correct height for back and lumbar support to provide comfortable support to gamer's back & lumbar



Adjust headrest to support gamer's neck fully and eyes can keep looking at the front horizontally



Move chair to comfortable visual distance from the monitor, adjust height and upward angle of arm-pad to provide arms with full, flexible and stable support

SKILL USE GUIDE

GAME LEVEL

Medium

OPPONENT POWER

Medium

STATUS INTENSITY

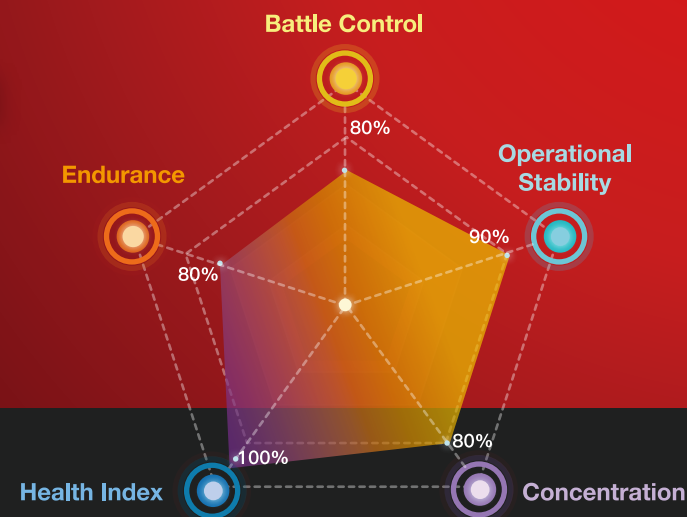
Medium

DECISIVE MOMENT


Not recommended

Recommended

SKILL INDEX



EXPLORE THE SKILL



Adjust seat into forward tilt position



Adjust seat height to make knees to be 90 degree and two feet tread flatly on the ground with ease, then sit on the chair fully



Keep back separate from backrest and upper body in a natural S-Shape



Move chair to comfortable visual distance from the monitor, adjust height and upward angle of arm-pad to provide arms with full, flexible and stable support

SKILL USE GUIDE

GAME LEVEL

High

OPPONENT POWER

High

STATUS INTENSITY

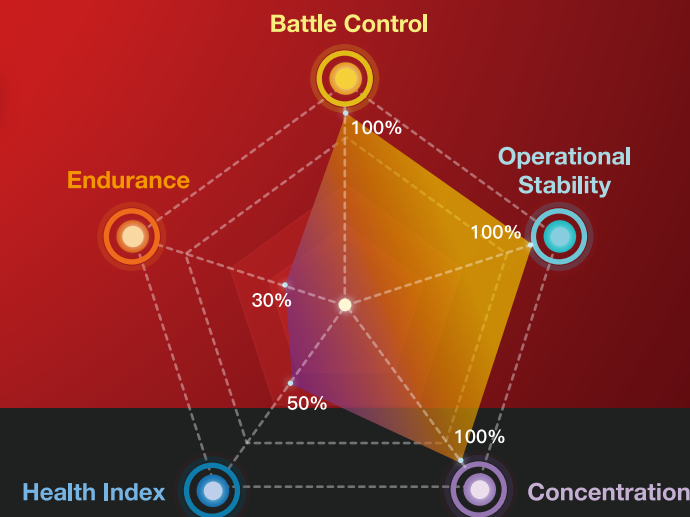
High

DECISIVE MOMENT


Not recommended

Recommended


SKILL INDEX




EXPLORE THE SKILL




Adjust proper seat height and the biggest seat depth




Sit on the chair with meditation mode of one leg or two legs



Adjust correct height for back and lumbar support to provide comfortable support to gamer's back & lumbar



Adjust headrest to support gamer's neck fully and eyes can keep looking at the front horizontally



Move chair to comfortable visual distance from the monitor, adjust height and upward angle of arm-pad to provide arms with full, flexible and stable support

SKILL USE GUIDE

GAME LEVEL

Medium

STATUS INTENSITY

Medium

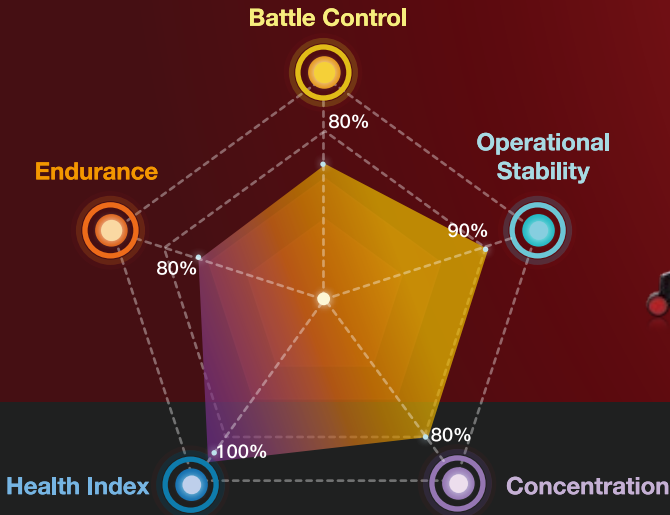
OPPONENT POWER

Medium


DECISIVE MOMENT

Depends on personal daily practice


SKILL INDEX




EXPLORE THE SKILL




Adjust proper seat height and the biggest seat depth




Recline the backrest to a comfortable position and lock it




Slide body forward to sit on the front of seat cushion



Move chair to comfortable visual distance from monitor



Adjust headrest to support gamer's neck fully and eyes can keep looking at the front horizontally



Adjust height and upward angle of arm-pad to provide arms with full, flexible and stable support

SKILL USE GUIDE

GAME LEVEL

Medium

STATUS INTENSITY

Medium

OPPONENT POWER

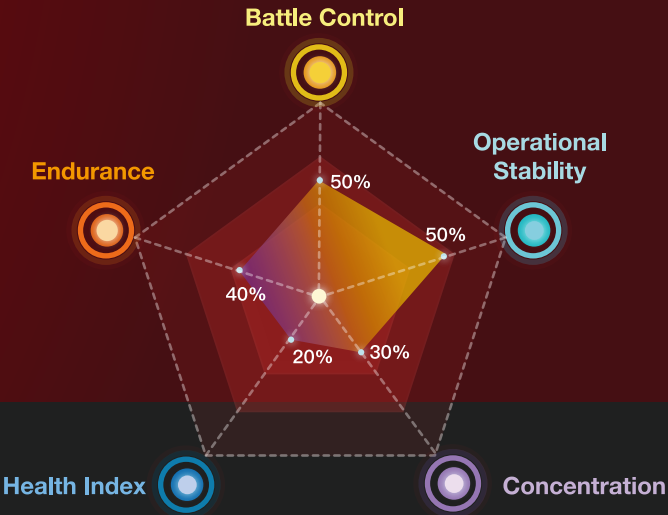
Medium

DECISIVE MOMENT


Not recommended

Recommended


SKILL INDEX




EXPLORE THE SKILL




Adjust proper seat height and the biggest seat depth




Pull out the legrest and unfold & fix it in a proper position




Recline the backrest to a comfortable position and lock it




Slide body forward to sit on the front of seat cushion




Move chair to comfortable visual distance from monitor



Adjust headrest to support gamer's neck fully and eyes can keep looking at the front horizontally



Adjust height and upward angle of arm-pad to provide arms with full, flexible and stable support



One or two feet tread on the legrest to relax

SKILL USE GUIDE

GAME LEVEL

Low

STATUS INTENSITY

Low

OPPONENT POWER

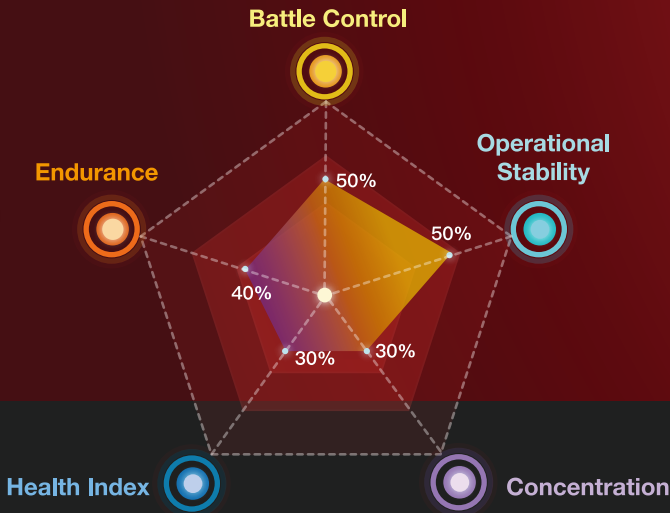
Low

DECISIVE MOMENT


Not recommended

Recommended


SKILL INDEX




EXPLORE THE SKILL




Adjust proper seat height and seat depth




Adjust correct height for back and lumbar support to provide comfortable support to gamer's back & lumbar




Adjust headrest to support gamer's neck fully




Pull out the legrest and unfold & fix it in a proper position



Recline the backrest to a comfortable position to provide full support to back, then lock it



Adjust arm-pad to the original position to provide full support to arms

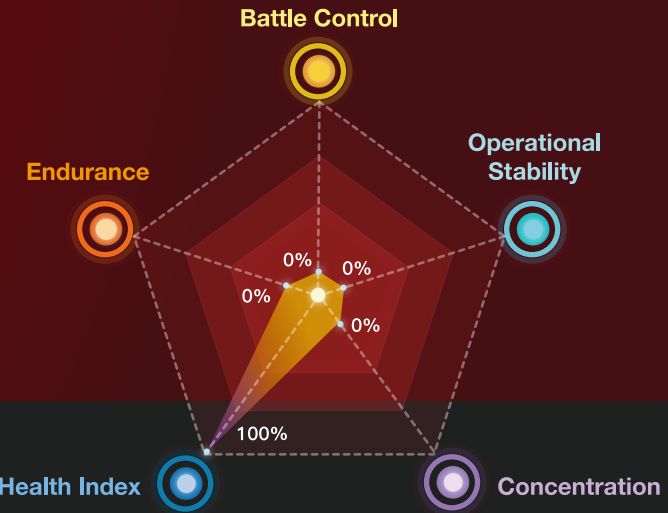


Put two feet on the legrest to relax for good rest

SKILL USE GUIDE

For good rest after game practices or have a break after each match

SKILL INDEX





6 **GENIDIA** UNIQUE SKILLS FOR **MOBILE GAMES**

BASIC MODE	15
FIGHT MODE	16
MEDITATIVE MODE	17
SPRAWL MODE	18
FADEAWAY MODE	19
IDLE MODE	20





EXPLORE THE SKILL



Adjust seat height to make knees to be 90 degree and two feet tread flatly on the ground with ease, then sit on the chair fully



Adjust correct height for back and lumbar support to provide comfortable support to gamer's back & lumbar



Adjust headrest to support gamer's neck fully with comfort



Adjust height and support angle of arm-pad to provide arms with full, flexible and stable support

SKILL USE GUIDE

GAME LEVEL

Medium

OPPONENT POWER

Medium

STATUS INTENSITY

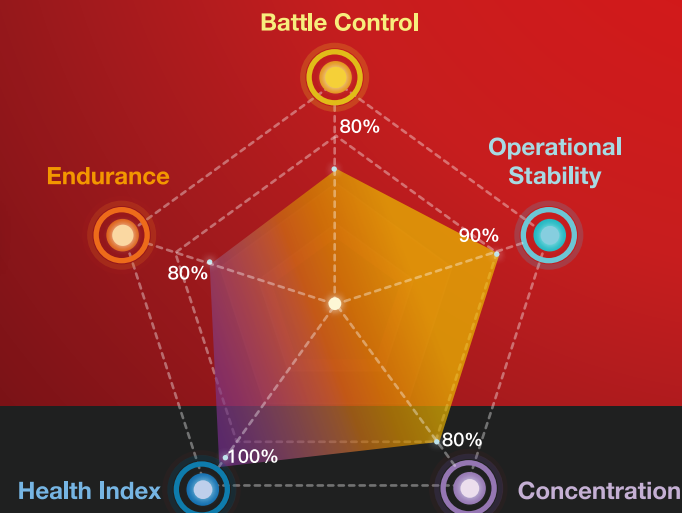
Medium

DECISIVE MOMENT

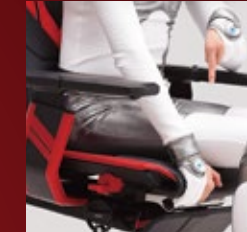
Not recommended

Recommended

SKILL INDEX



EXPLORE THE SKILL



Adjust seat into forward tilt position



Adjust seat height to make knees to be 90 degree and two feet tread flatly on the ground with ease, then sit on the chair fully



Keep back separate from backrest and upper body in a natural S-Shape



Adjust height and support angle of arm-pad to provide arms with full, flexible and stable support

SKILL USE GUIDE

GAME LEVEL

High

OPPONENT POWER

High

STATUS INTENSITY

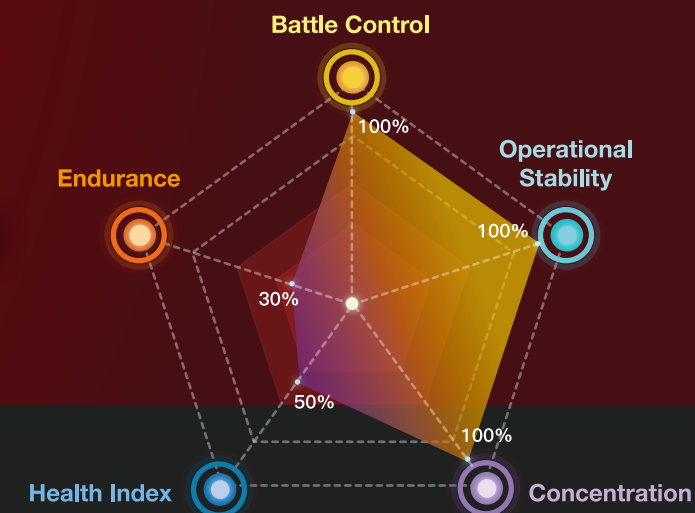
High

DECISIVE MOMENT

Not recommended

Recommended

SKILL INDEX



EXPLORE THE SKILL



- Adjust proper seat height and the biggest seat depth
- Sit on the chair with meditation mode of one leg or two legs
- Adjust correct height for back and lumbar support to provide comfortable support to gamer's back & lumbar
- Adjust headrest to support gamer's neck fully with comfort
- Adjust height and support angle of arm-pad to provide arms with full, flexible and stable support

SKILL USE GUIDE

GAME LEVEL

Medium

STATUS INTENSITY

Medium

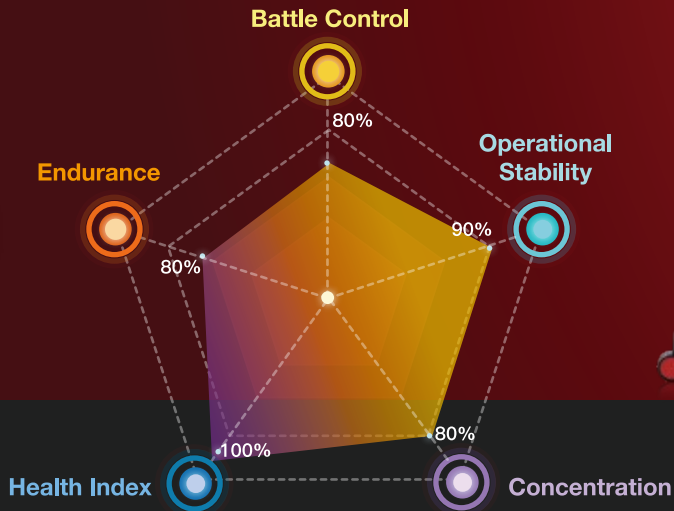
OPPONENT POWER

Medium

DECISIVE MOMENT

Depends on personal daily practice

SKILL INDEX



EXPLORE THE SKILL



- Adjust proper seat height and the biggest seat depth
- Recline the backrest to a comfortable position and lock it
- Slide body forward to sit on the front of seat cushion
- Adjust headrest to support gamer's neck fully and eyes can keep looking at the front horizontally
- Adjust height and support angle of arm-pad to provide arms with full, flexible and stable support

SKILL USE GUIDE

GAME LEVEL

Low

STATUS INTENSITY

Low

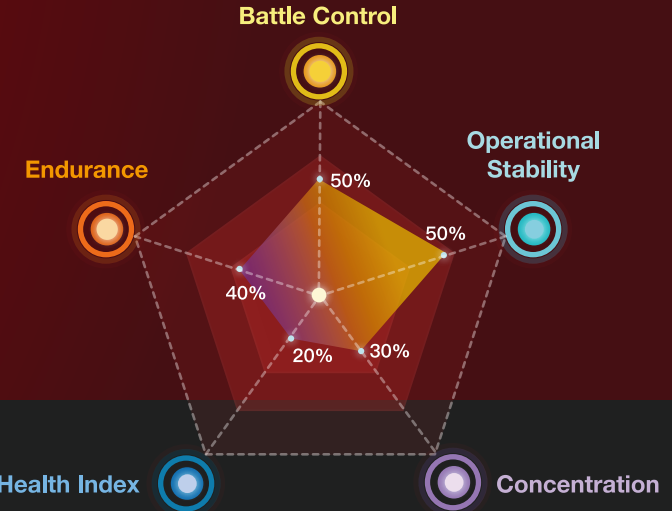
OPPONENT POWER

Low


DECISIVE MOMENT

Not recommended Recommended


SKILL INDEX




EXPLORE THE SKILL




Adjust proper seat height and the biggest seat depth




Pull out the legrest and unfold & fix it in a proper position




Recline the backrest to a comfortable position and lock it




Slide body forward to sit on the front of seat cushion



Adjust headrest to support gamer's neck fully and eyes can keep looking at the front horizontally



Adjust height and support angle of arm-pad to provide arms with full, flexible and stable support



One or two feet tread on the legrest to relax

SKILL USE GUIDE

GAME LEVEL

Low

STATUS INTENSITY

Low

OPPONENT POWER

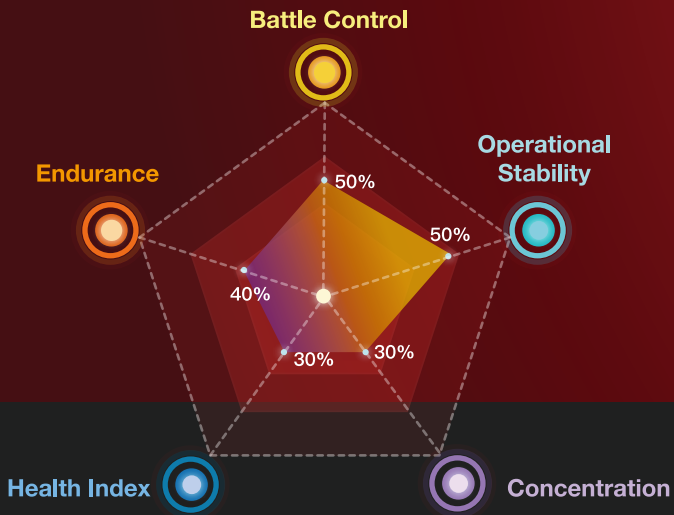
Low

DECISIVE MOMENT


Not recommended

Recommended


SKILL INDEX




EXPLORE THE SKILL




Adjust proper seat height and seat depth




Adjust correct height for back and lumbar support to provide comfortable support to gamer's back & lumbar




Adjust headrest to support gamer's neck fully




Pull out the legrest and unfold & fix it in a proper position



Recline the backrest to a comfortable position to provide full support to back, then lock it



Adjust arm-pad to the original position to provide full support to arms

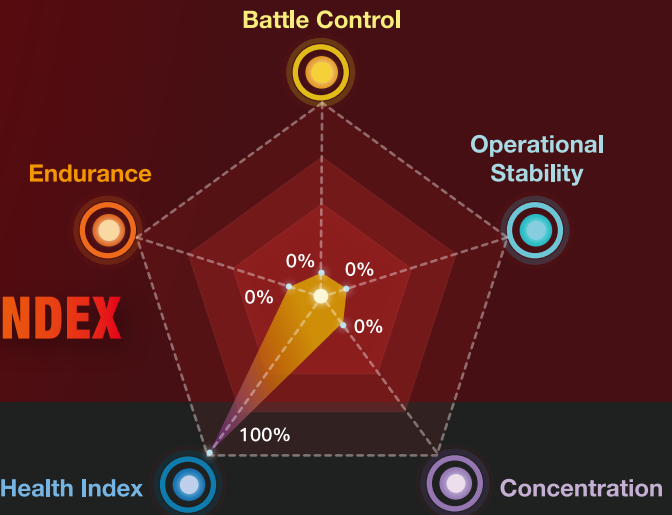


Put two feet on the legrest to relax for good rest

SKILL USE GUIDE

For good rest after game practices or have a break after each match

SKILL INDEX






SEATING INNOVATION



FEATURES

CUSTOMIZED FOR GAMING POSTURES



FIGHT SEAT FORWARD TILT

Seat tilt with 5 degree, keep fighting mode every moments, upper body keep natural S-shape to protect spine well



3 AXIS MULTI ANGLES ARMREST BRIDGE

Multi-positions adjustable armrest & arm bridging can lengthen armrest support areas to provide optimal and full support to gamers' arms. This can protect arms muscles and avoid musc-les strain



BACKREST

4 Positions height adjustable backrest can catch gamers' back and lumbar with perfect support



3D MULTI-FUNCTION HEADREST

Height, Forward & Backward and personalize cranial support adjust-ments can protect neck better and provide the best support to neck to prevent cervical spondylosis



SKIN-FRIENDLY TECH MIRCOFIBER LEATHER

Microfiber leather performance is better than the real leather, light weight, soft, good breathability, smooth and good feeling



LUMBAR SUPPORT

Multi-positions adjustable lumbar support can fit gamers' lumbar spine to provide comfortable support to lumbar area



LEGREST

Integrated legrest can provide perfect support to legs after fighting



TWO STAGE SEAT DEPTH

Seat depth adjustment can suit differ-ent sitting postures for game competi-tions

GENIDIA TECHNICAL SPECIFICATION



GREEN CREDENTIALS	GENIDIA
GREENGUARD CERTIFICATION	GOLD
GREENGUARD Certification standards have established performance-based standards to define products and processes with low chemical and particle emissions for use indoors.	
CERTIFICATION	
ANSI/BIFMA X5.1	YES
EN 1335	
-1:2000	YES
-2:2009	YES
-3:2009	YES
Office furniture. Office work chair. Safety requirements.	



	mm
A	450-480
B	450-575
C	500
D	670-755
E	455-480
F	665
G	60-130

GENIDIA OPTIONS COLOR - CHOOSE THRILLING.

M-GN-BB-HAL-**ML**-RE



M-GN-BB-HAL-**ML**-WT



M-GN-BB-HAL-**ML**-BL



M-GN-BB-HAL-**2L**-RE



M-GN-BB-HAL-**2L**-WT



M-GN-BB-HAL-**2L**-BL

A GAMING **COMPETITION** **PERFORMANCE** CHAIR

